



Not all Vinyl Is Created Equal!

Homeland® manufactures the toughest PVC profiles the with most advanced UV protection under the sun, our ACCU-Shield® formulation.


ACCU-Shield is our protective outer layer engineered to significantly reduce oxidation and the damaging effects of the sun's ultraviolet rays. Even in harsh climates, ACCU-Shield protects the color and sheen of our products for a longer period of time. Simply put, there is no better protection under the sun than ACCU-Shield.

Don't forget accessories...

Homeland® and Waymark® work hand in hand to design our products to work as a **system**, from our precision fit designs to our color matching. Homeland and Waymark are "the perfect match" !



Fencing: Post Caps, Solar Lighting, Pickets, Brackets, Gate Pockets, Lattice and more.



Decking: Push Pins and Starborn® Pro Plug® System



Railing: Post Caps, Solar Lighting, Rail Brackets, Secondary Hand Rails and more.

Homeland and Waymark:
Perfect fit and color matched!

WaymarkProducts.com
877-652-6118



WWW.HOMELANDVINYL.COM

TRADITIONAL DECK BOARD LOOK AND FEEL



VINYL DECK BOARDS WITH TRADITIONAL GAPS FOR DRAINAGE



(517) 663-2350

Gorilla® Wood Deck Boards

Gorilla® Wood decks have traditional gaps between boards for water drainage, as well as hidden fastener options, performance and appearance.

Finish Any Deck With Gorilla® Wood Fascia Board

Homeland's Gorilla Wood Fascia boards combined with Gorilla Wood Deck Boards are an ideal system for a complete finished look! Coming soon!

EMBOSSING WOOD GRAIN



Above and Below The Surface



Gorilla® Wood deck boards have traditional gaps between boards for water drainage, performance and appearance.

Gorilla Deck®, when properly installed, will channel water off at the ends of the deck and help prevent water from traveling between deck boards, to keep the area under the deck drier.

See homelandvinyl.com/products/deck/ for details.

Prior to installation, consult your **local building department** to address applicable building codes.



For more information, please contact:

Visit ranchlife.com to Schedule Your Free Estimate Today!




**A Lifetime of Beauty,
Perfect for Any Style Home**

Gorilla Wood System is beautiful and practical.


- Low maintenance
- Easy installation
- Hidden Fastener Options Available




Prior to installation, consult your **local building department** to address applicable building codes.




Adobe



Chestnut



Light Gray




Dark Gray

(Colors may not be exactly as shown)

Note: Color options vary by item. Call for available color options.



**Gorilla® Wood comes in
12', 16', 20' and 24' lengths.
Standard 16" on center framing**



Scan here for
ESR Report



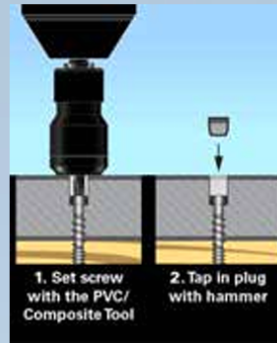
Compatible with most deck installation fastener systems, including...



PRO PLUG® METHOD



The system features the PVC Tool (which drives screws to the correct depth without stripping the screw recess or damaging the deck board surface), star drive fasteners in both epoxy coated carbon steel and stainless steel, and plugs made from actual deck and trim material.



1. Set screw with the PVC/Composite Tool

2. Tap in plug with hammer

When using the PVC Tool, the fasteners create a perfect hole for the matching plug, without pre-drilling. Follow Starborn installation instructions.

Available through Waymark!


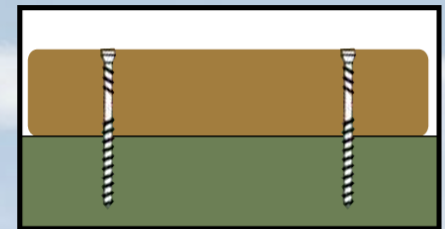
Prior to installation, consult your **local building department** to address applicable building codes.

Info from <http://starbornindustries.com/pro-plug-pvc-product>.




MODERN DECK SCREW METHOD

Traditional installation is drilling screws directly through the deck board into the joists leaving the screw head exposed. Prior to installation, consult your **local building department** to address applicable building codes.



Gorilla Deck Finish Trim & Gorilla Deck Fascia L-Trim

Color matched Finish Trim & Fascia L-Trim are two options for a clean finished look.



Push Pins

Color matched Push Pins blend in with the deck and trim. Unlike screws, Push Pins do not create a depression at the installation point. The Push Pin design allows for some expansion and contraction of the trim pieces.

